




## CASEWORK

# Standing Height, Front Filler, with Toe

Mopec's Casework Line features durable, modular stainless-steel cabinetry engineered to meet the distinct needs of surgical pathology, autopsy pathology, and laboratory settings. Each unit is built for long-term performance, easy cleaning, and seamless integration into clinical workspaces. Available in a variety of sizes and configurations, Mopec casework ensures efficient, organized, and ergonomic workflow solutions.



## SPECIFICATIONS

### Construction

- Includes 1 standing height base filler with toe kick

### Materials

- 304 stainless steel construction with a polished No.4 finish

### Dimensions

- LCFFH-01S: 1.0" L x 1.0" W x 34.6" H
- LCFFH-03S: 1.0" L x 3.0" W x 34.6" H
- LCFFH-06S: 1.0" L x 6.0" W x 34.6" H

### Performance

- Fillers help create a seamless and polished look by providing a finished appearance

## Variations

Model No.	Description	Dimensions
LCFFH-01S	Standing Height, Front Filler, with Toe, 1"	1" L x 1" W x 34.6" H
LCFFH-03S	Standing Height, Front Filler, with Toe, 3"	1" L x 3" W x 34.6" H
LCFFH-06S	Standing Height, Front Filler, with Toe, 6"	1" L x 6" W x 34.6" H

**MOPEC**  
GROUP

**mopec**  
ELEVATING PATHOLOGY

**MORTECH**  
MANUFACTURING

[www.mopecgroup.com](http://www.mopecgroup.com)

800.362.8491

800 Tech Row, Madison Heights, MI